



FINDING YOUR NICHE!

How To Select A Profitable Niche To Create & Market An Information Product To!

The image features a man in a dark suit and tie, looking intently at the camera. He is holding a clear crystal ball in his right hand and a fan of US dollar bills in his left. The background is a collage of various US dollar bills, including a \$100 bill and a \$50 bill. The overall theme is financial success and finding a profitable niche.

Unadvertised Bonus Report!

How to Research the Moneymaking Capabilities of a Niche

A Step-by-step Approach to Finding the Best Niches in which to Market a Product or Service-

You now have full “Giveaway Rights” To this bonus report- Feel free to add it as a bonus to any product you sell, or just give it away to your email list as a free bonus any time! They will thank you for it!

Get the 4 ½ hour Niche Finder Video Tutorial [Click Here Now!](#)



Additional Free Bonus

[Private Label Rights Tips](#) -
**PLR Rights Marketing Tutorial
Package Value \$97.00**

Private Label Right's products are hot right now! There is a killing to be made from these ready made turn-key products if you know the insider secrets to making them work. I have worked out a special deal with Jeremy Burns where you can grab a copy of PLR Tips with your purchase of this package as my gift to you!
PLRTips.com

When selling a product, a lot of people make the mistake of developing their product first, and then trying to find a market for it. Of course, the process should be reversed. Find a market first that spends money, then find out what they want and give it to them.

It is certainly easier said than done, but there are a lot of places online where you can do your market research for free. They've done most of the work for you already. You just need to know where to go and what to do to connect all the dots.

Let me show you the process I go through when I'm trying to brainstorm for ideas.

For starters, I'm always aware of trends and current events in the real world. I read several newspapers each day, many magazines, both general and niche-specific, I watch the news, I listen to the radio. Occasionally something that I hear or read will stick with me. I may record my thoughts on my portable voice recorder; jot down some notes, whatever happens to be convenient for me. Sometimes I'll call my office voice mail and leave myself a message.

But at some point I'll have several broad ideas to research. I want to look deeper. And I want to make sure there is a good market for them before I even think about creating a product. So I'll begin completing the following steps:

Google Zeitgeist -

<http://www.google.com/press/zeitgeist.html>

To begin with, I check out the hottest search trends at Google Zeitgeist. If I am targeting the US market, I'll click on "U.S. Zeitgeist," otherwise I'll look at "Zeitgeist Around the World." At this point I am just looking for ideas. If I see that a particular topic is hot, I'll make a note of it and look at more targeted sub-niches later on at more specialized sites (which I'll show you shortly).

The screenshot shows the Google Zeitgeist homepage. At the top left is the Google logo, followed by the text "Zeitgeist: Search patterns, trends, and surprises" and a link to the "Press Center | Google.com". The main content area is divided into several sections:

- 2005 Year-End Zeitgeist**: Includes a link to the "Zeitgeist Archive" and a note that users can visit "Google Current" for more information.
- Zeitgeist This Week**: Lists "Gaining Search Queries" for the week ending July 17, 2006, with 15 items including "zidane headbutt video", "xbox", "syd barrett", "israel news", "chi magazine", "barbaro", "lebanon", "natalie gulbis", "danica patrick", "pamela rogers", "christie brinkley", "rosario dawson", "valerie plame", "avril lavigne", and "project runway".
- Zeitgeist Home**: Features two highlighted links: "U.S. Zeitgeist (Monthly)" and "Zeitgeist Around the World (Monthly)". Red lines connect these links to "United States" and "Worldwide" respectively.
- Zeitgeist Explained**: Provides a definition of "zeitgeist" with its pronunciation, function, etymology, and date.

At the bottom, there is a section titled "More about the Google Zeitgeist" which explains that the report is generated by combining Google's human and computing power to analyze search patterns over time.

Lycos Top 50 - <http://50.lycos.com>

The Lycos Top 50 is another site, like Google Zeitgeist, where I will review the latest trends and look for hot topics to explore further. I will also look at Yahoo! Buzz for ideas as well (see below).

Yahoo! Buzz - <http://buzz.yahoo.com>

eBay Pulse – <http://pulse.ebay.com>

The eBay Pulse site is a great place to start looking at sub-niches. What I will do is select the category first (using the topics I've gathered from looking at the previous sites), then look for profitable sub-niches by then selecting a sub-category. The best chance for success is if I am as specific as possible with my niche selection. In the example below, I don't want to sell to the "crafts" niche. I want to sell to grandmothers who enjoy giving their latch rug hooking gifts to their families and friends. Whatever. You get the idea.

The screenshot shows the eBay Pulse interface for the 'Crafts' category. At the top, there's a navigation bar with 'home', 'pay', 'register', and 'site map' links, and a search bar. Below that, there are buttons for 'Buy', 'Sell', 'My eBay', 'Community', and 'Help'. A 'Hello!' message with 'Sign in' or 'register' links is visible. The main header features 'eBay pulse' and 'Crafts' with a green arrow navigation bar. A 'Category' dropdown is set to 'Crafts' with an 'Update' button. The date 'Monday, July 24, 2006' is shown on the right. A welcome message reads: 'Welcome to eBay Pulse, a daily snapshot of current trends, hot picks, and cool stuff on eBay. Learn more.' Below this are two main sections: 'POPULAR SEARCHES' (by number of searches) and 'LARGEST STORES' (by number of active listings). The 'LARGEST STORES' list includes: 1. FabricGuru (23964), 2. SURFDOLLY (5575), 3. Moonwishes Sewing and Crafts (1627), 4. charlesbing jewelry supply (4833), and 5. IMO Scrapbooks (13891). A red circle highlights this list, with a red arrow pointing to it from the text 'Select a niche category and sub-category.' Another red arrow points from the text 'Check out the largest eBay stores as well to see what they sell.' to the 'LARGEST STORES' section. On the right, there's a 'Summer STYLE STARTERS' banner with the text 'Get the Celebrity Look!' and a list of items: 1. Bermuda Shorts, 2. Nude Blouses, 3. Drop Earrings, 4. Studded Bags, 5. Designer Sunglasses, 6. Gauchos, 7. Wood Necklaces, 8. White Jeans, 9. Skin Glow Products, and 10. Leather Sandals. An image of sunglasses and jewelry is shown next to the list, with a 'Shop more clothing' link below it.

Also, I'll always check the largest stores as well to see what they're selling. There has to be a reason they are the largest stores. They must be doing something right.

eBay also puts out a PDF report of their hottest categories each month, available at <http://pages.ebay.com/sellercentral/hotitems.pdf>.

Now that I have some potential sub-niches to work with, I want to see how much of a market there is there. Just because a sub-niche is popular doesn't mean people spend money on it.

Amazon - <http://www.amazon.com>

Amazon is a great place to see what currently exists for any given sub-niche. Chances are, the more books there are written on that subject, the more that market spends on those topics.

For example:

The screenshot shows the Amazon.com search interface. The search bar is set to 'Books' and the search term is 'crafts'. The results show 192071 results. A red arrow points to the number of results with the text 'Niche not targeted enough'. The results list includes:

- 1. **365 Easy Projects for Every Occasion (Simply Handmade)** by Carol Dahlstrom (Hardcover - Sep 15, 2000)
★★★★☆
Used & new from \$0.46
- 2. **Crafts and hobbies** by Reader's Digest editors (Hardcover - Jul 1, 1981)
★★★★☆
Buy new: ~~\$30.00~~ **\$18.90** Usually ships in 24 hours
Used & new from \$0.40
- 3. **1001 Full-Size Patterns, Projects & Ideas (Better Homes & Gardens (Paperback))** by Better Homes and Gardens (Spiral-bound - Sep 15, 2003)
★★★★☆
Buy new: ~~\$29.95~~ **\$19.77** Usually ships in 24 hours
Used & new from \$4.00

On the right side, there is a 'Listmania!' section with two lists:

- Research Methods in Information Science: A list by Scott J. Simon
- Essential books for Chicago History Fair teachers: A list by Karma Adamik "suchagirl!"

First I specify "Books" to search. Then I enter my niche, in this case "crafts." Uh oh. There are WAY too many books returned. This niche is not targeted enough. It is too "mainstream."

The screenshot shows the Amazon.com search results for the query "rug latch". The search bar at the top contains "rug latch" and is circled in red. Below the search bar, the results are displayed in a grid. The first result is "Woolley Fox American Folk Art Rug Hooking" by Barbara Carroll, a paperback book from September 30, 2005, with a 5-star rating. The price is listed as \$24.95, with a current price of \$16.47. The second result is "Designs for needlepoint and latch hook rugs" by Dorothy Kaestner, a paperback book from 1978, with a price of \$0.25. The third result is "The Rug And Carpet Book" by Mildred Jackson O'Brien, a paperback book from January 30, 2005. On the left side, there are navigation options like "Expand Your Results" and "Narrow by Category". On the right side, there is a "Listmania!" section with a search bar and a "GO!" button.

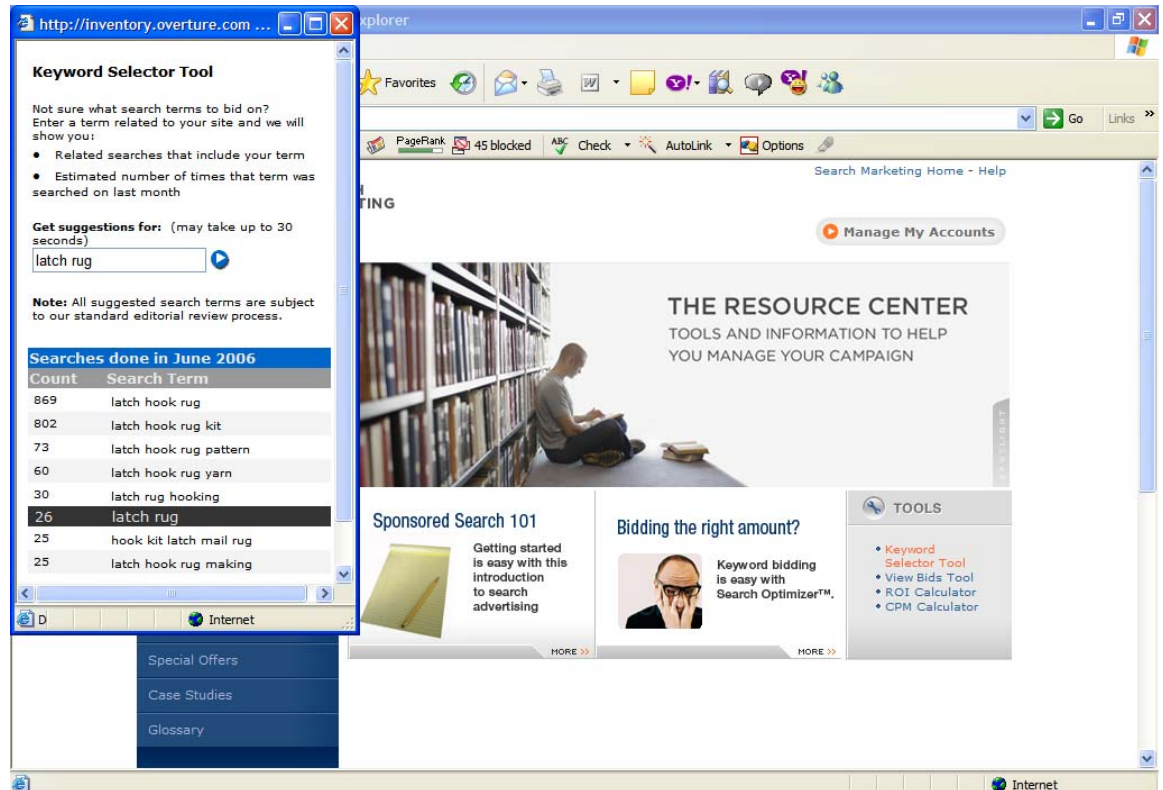
Much better! There are possibilities here. We now suspect the following:

- 1) This sub-niche may be targeted enough.
- 2) This sub-niche may spend money.

Time to scope it out a little further. We want to be as certain as we possibly can that our niche is focused enough but big enough, and that the people in that niche spend money.

So next I head over to the Overture Resource Center (<http://searchmarketing.yahoo.com/rc/srch>) and click on the "Keyword Selector Tool." Then I enter my niche and see how

many times that keyword and all related keywords were searched in the previous month.

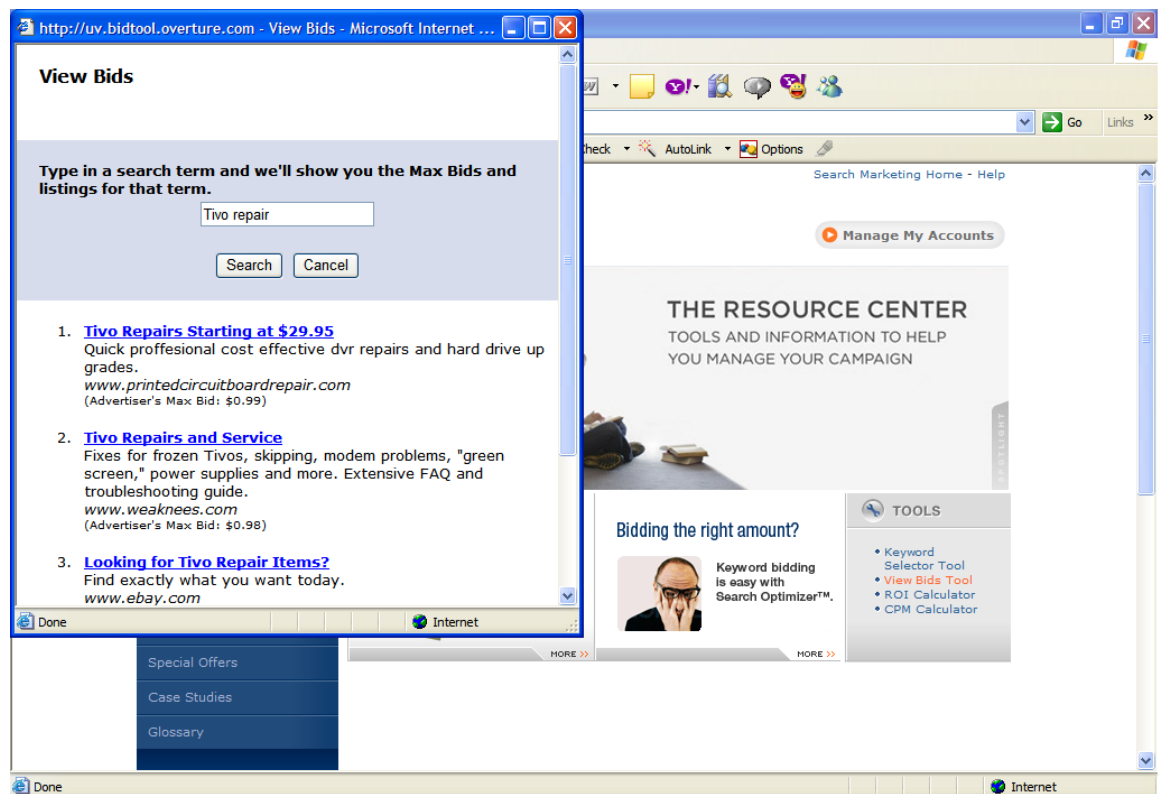


I like to see at least 10,000 searches for all keywords combined, but not more than, say, 50,000 or so (although I do have profitable niches that have only a few thousand searches at Overture, but they are the exception rather than the rule). For "latch rug", you can see that this market is just too small.

Remember that Overture searches are for Yahoo and their partner sites, so to measure the number of searches on Google, I usually estimate between 5 and 10 times this

number to come up with Google's searches. Also, depending on the market, I've sometimes found Overture's figures somewhat inflated, so bear in mind that the number of actual searches might be lower.

If I'm happy with the number of searches for this potential niche, I next want to see how much pay per clicks (PPC) are going to cost me on Google Adwords. For that I use Overture's "View Bids Tool."



I want to make sure I won't have to pay more than a dollar or two per click on average, but of course what you can profitably pay for PPC will depend on your product's selling

price and how many you can sell. Again, at this point I'm just trying to get a snapshot or pulse of this market.

Plus, the bid process also tells you a little about the moneymaking opportunities of a market. As a loose rule, if the max bid results are between 30 cents and \$2.00, it's a good indicator that people are making money in this market. I call this my "magic window." Over \$2.00 means that the competition is too fierce for my tastes, but depending on your market and eventual product selling price and demand, it may make sense for you.

To check on the companies that are bidding on my keywords in Google Adwords, I use <http://www.googspy.com>.

One relative newcomer as a research tool is Google Trends (<http://www.google.com/trends>).

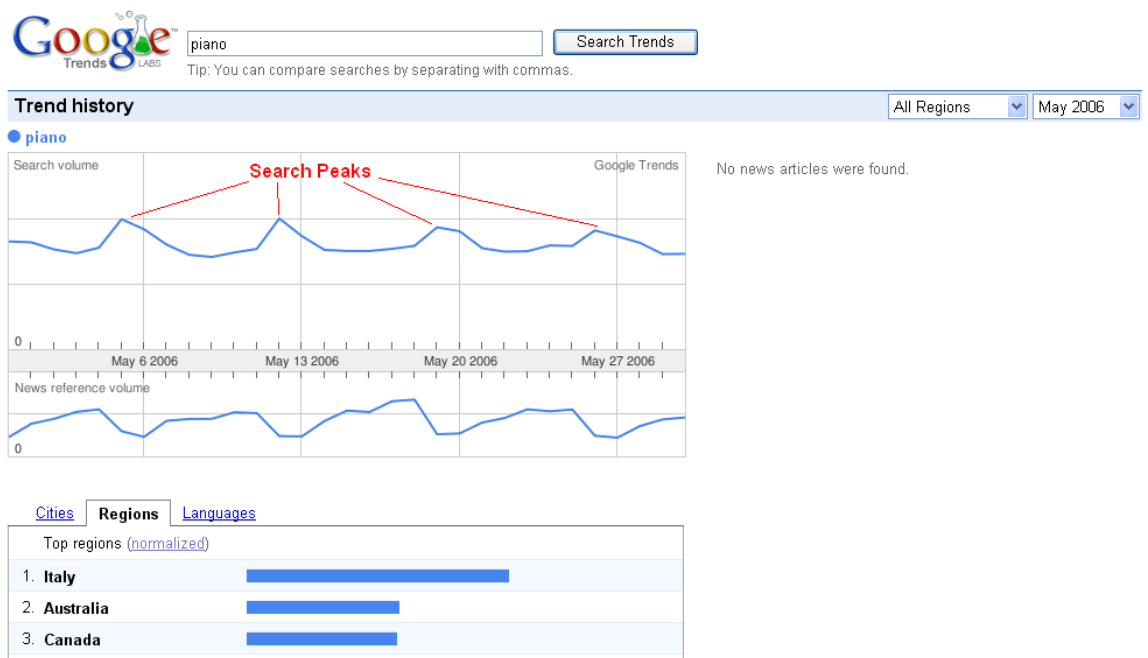


There's lots of useful information here. You can see that the news volume is synced with the search volume, and several notable news articles are displayed, along with where they occurred on the timeline.

In the lower section, you can see which countries, cities, and languages made the most searches. Be aware that the indicators are normalized, meaning they are adjusted for that region's population. For example, South Africa has about 44 million people, compared with the U.S.'s 295 million. So the U.S. may have performed more actual searches, but after the adjustment is made, South Africa comes on top for this search term, which is "fly fishing."

In the upper-right corner of the page, you can switch regions (e.g. if you wanted to check the U.S. only), and you can change the time period.

For example, notice below how I changed the time period to a single month. See any cyclic trends there?



You may have noticed that searches for this topic tend to spike every Friday, going into the weekend, and then fall again during the week. This information may be useful if you are going to advertise with Google Adwords, and you're launching a firesale or other limited time campaign, because you'll want to schedule your campaign around one or more of those spikes.

Some markets have different patterns, so it's useful to be aware of them prior to launch.

Another great use for Google Trends is if you are trying to decide between two different niches. If you enter your search terms and separate two or more with a comma, Google will compare them for you.



Very useful. The work is already done for you. You just need to put it to good use. As you can see above, piano is too broad a niche. It has a high amount of searches, but the bids for PPC traffic is too low. As a result, I would suspect that people are generally not making a lot of money with that

search term. Remember, high volume + low PPC bids = low click through rates and even lower conversions.

Fly fishing, on the other hand, does have PPC bids between 30 cents and \$2.00, so money is likely being made there. However, the search term itself is too low. Unless you have other keywords for that niche to add additional traffic, I would steer clear from there as well.

There are several other sites I use as well to get niche ideas, and especially to narrow the niche and discover potential information the market wants:

Nichebot - <http://www.nichebot.com>

Shopping.com Top Searches -

http://www2.shopping.com/top_searches

AOL Hot Searches - <http://hot.aol.com/hot/hot>

Google Groups - <http://groups.google.com>

Craig's List - <http://www.craigslist.com>

Delicious Popular - <http://del.icio.us/popular>

Dig - <http://www.digg.com>

Google Catalogs - <http://catalogs.google.com>

Google Suggest -

<http://www.google.com/webhp?complete=1&hl=en>

Technorati - <http://www.technorati.com>

Also, I'll do several targeted searches in both Google and Yahoo (for example, on the subject of "hobbies").

Finally, I'll see what existing digital products are being sold in my target niche at the Clickbank Marketplace (<http://marketplace.clickbank.net>). **HINT:** If you want to see how your competitor's sale pages have evolved over time, the Wayback Machine is a great place to do so (<http://www.archive.org>).

And of course I will always Google my keywords and check out the competition in the Adwords ads. In this case I pay special attention to the ads that sell information products (or services like mine if I'm selling a service). Some of the ads will be irrelevant as far as competition goes.

Ok, the next thing I'll do is check how many magazines there are on the subject of my chosen niche. There are two places I go online for that:

Magazines.com - <http://www.magazines.com>

and

Amazon - <http://www.amazon.com/exec/obidos/tg/browse/-/599858/>

At each site, I search by category to find the magazines in my niche.

Obviously the more the better, up to a point. For example, golf has a lot of magazines, but it's not a good niche by itself. It needs to be more targeted. But in that case I can always get more targeted sub-niche ideas within that topic by looking at the types of magazines for that topic.

Now, as good as these sites are for finding magazines, I'm still going to need to go to a bookstore that carries lots of magazines and browse through the ones in my niche? Why? Because I want to see what kinds of ads are in them. I need to know who else is selling what, and it will also tell me whether the people in this niche spend money. And the ads will not only tell me that, but they will also tell me what the people in this niche spend their money ON. And if I want to know which ads keep appearing (because then I'll know they are making money), I would want to pick up several issues in a row of the same magazine, if possible.

Ok. By now I should have a pretty good niche market to test. And by knowing what kinds of informational products are selling, I can start to formulate the content I'm going to use for my test. This is where I go to niche-specific sites.

So I'll set up a mini-course on my autoresponder with my content. I like mini-courses better than just a free report to

get them to opt in, because the free report is a one shot deal. I want to “train” them to be on the lookout for my emails, to anticipate them and open them. That way when (or if) my offer shows up in their inbox, it may have only been a day or two since they last heard from me, not weeks or months ago when they got their free report (in that case they’ll likely forget they signed up for your list and promptly delete your offer, unsubscribe, or report it as spam). If I have a free report I want to use, I’ll simply break it up for my mini-course. But as this is a new niche, it’s unlikely I’ll have a report yet.

I’ll then set up some very targeted PPC ads using Adwords. I want to match each ad group to the keywords as closely as possible.

Then I turn it all on and start building my list.

So where’s the product, you ask? Well, at this point, I don’t know for certain how much traffic I’ll get or whether they’ll opt in or not, never mind whether they will purchase my product. I have an idea, due to my research. But now we want hard numbers to back it all up before I invest any more of my time and money. Hence, the testing.

There are two things I primarily watch as the list begins to build:

- 1) **How much traffic I am getting from PPC.** I want to compare what I'm getting with my previous Overture estimates (adjusted for Google). At this point I want real numbers, not estimates.

- 2) **My opt in percentage.** If it's too low, either my squeeze page copy needs to be tweaked, or, if I've done my homework with my copy, perhaps this market is not made up of enough buyers. Listen, if they're not going to opt in, they're certainly not going to buy.

Now if my traffic and opt ins are both good, now is the time to start thinking about a product, which ideally should be along the same lines as the content they signed up for in the first place.

Sometimes I will even email my list at this point and simply ask them what they want, or try to determine their wants and needs from carefully constructed survey questions. Just remember that people often say one thing and do another. It's only 100% accurate when they vote with their wallets.

An even better way to test your list's desire for a particular piece of information is to announce a free teleseminar to them, then see how many show up. If a large percentage of your list calls in, it's a good bet they're interested in your call topic.

HINT: Teleseminars also make GREAT products or bonuses themselves if you record them and sell them after the fact. In fact, sometimes I'll announce a paid teleseminar rather than a free one. Why? Because then I know people will pay money for that information, an even better test indicator. They are voting with their wallets. Plus I can always sell the call recording after the fact as well.

Another technique to test whether this niche is built up of buyers or tire-kickers and freebie seekers is to promote an affiliate product within that niche. If the product content is similar in nature to what you want to create as your product, it's a good indication that you have the potential to get a similar percentage to buy yours. Just make sure it's either a non-competing product or a front-end sale. If it's a front-end sale, you'll develop a mid or back-end product. Bear in mind that in the case of the latter, you'll get less of a percentage to buy (compared with the percentage who bought your affiliate front-end product), but you may make up the difference and then some with a higher ticket item. It's a risk, but it should be a calculated one.

The beautiful thing is, once I confirm a niche will be profitable, with this approach I already have a pre-built list that keeps getting bigger by the time I launch the product.

So there you have it. There are plenty of sites I use for research in addition to the ones above, but they are usually

niche specific. These sites will help you to research practically any niche market effectively. Once you have this process down, you'll be able to do this very quickly. After all time *is* money.

Internet marketing resources

Jeremy Burns Internet Marketing <http://www.JeremyBurns.com>

Free Private Label Resell Rights Tips <http://www.PLRTips.com>

Start your own Article Membership Website, Without Writing A Word of content on your own. <http://www.ArticleWholesaler.com>

Products you can resell as your own such as the book you are reading now can be found at <http://www.SourceCodeGoldMine.com>

Now that you are on your way to becoming a Niche Marketing Expert, don't stop there! The next step is the Holy Grail of Internet Marketing How To Guides... Read on for details!

**"Learn how to make a life-changing
income of \$100,000 to \$250,000 with
your Internet business... even if you're a
computer dummy!"**

Review: "The Insider Secrets to Marketing Your Business on the Internet" by Corey Rudl

I've just finished reading the brand-new version of Corey Rudl's top-selling Internet marketing system, "*The Insider Secrets To Marketing Your Business On The Internet*," and frankly, I'm overwhelmed by the huge amount of critical wealth-building information he's managed to pack into these **two hefty binders and 3 CDs!**

But I guess I shouldn't be surprised; after all, when the box containing these materials showed up at my door, it weighed in at **over 10 pounds!**

That's 10 pounds of the most comprehensive **marketing strategies, test results, case studies, tools, and ideas** for generating a life-changing income online (from \$1,000s to over \$1 million) you're ever likely to read!

I'm talking about information like...

- Step-by-step advice for starting your own Internet business **in as little as 48 hours!**
- How to build a top-selling web site... for less than \$100!
- Where to find hot products to sell (in 20 minutes or LESS)!
- 100s of FREE and cheap online tools, resources, and software
- How to get 1,000s of qualified NEW visitors to your web site... for FREE!
- How to **get #1 rankings in the search engines** and get tons of FREE traffic from the "Big Guys" like Google!
- Secrets to writing sales copy that can **increase sales by up to 400% (or MORE)!** And much more!

If you're unsure who Corey is, you should know that he's been a recognized expert in online marketing for a decade now. Not only has he generated **\$40,000,000 in online sales**, his sites also attract **450,000 visitor a week!**

What's *really* great about Corey is that he can show ANYONE how to have a **wildly profitable Internet business** (that takes just a few hours each day to run)...

... even if you're an absolute computer dummy!

And if you already have an Internet business, he can help YOU, too. The advanced sections of his system show you how you can **increase your sales by 400%... 700%... even as much as 1,000%!**



I give Corey's system the highest rating possible! Its 1,300+ pages of step-by-step lessons contain the exact SAME tested and proven fast-growth strategies he has personally used to generate over \$40 million in online sales -- *starting on a shoestring budget!*

And it's the SAME SYSTEM that literally **1,000s of his students have used** to drive "truckloads" of cash out of the Internet.

I strongly urge you to check out Corey's wealth-building system as soon as possible! Go to <http://jeremyburns.com/a/tips> for a FREE preview.



The image shows a spiral-bound notebook titled "PRIVATE LABEL RIGHTS TIPS" with the subtitle "The Insider Secrets To Making A Killing With PLR Products". The cover features a red sports car, palm trees, and a signpost. Below the title is the website "www.PLRTips.com". To the right of the notebook are two CD-ROMs with matching covers.

Additional Free Bonus

[Private Label Rights Tips](#) - PLR Rights Marketing Tutorial Package Value \$97.00

Private Label Right's products are hot right now! There is a killing to be made from these ready made turn-key products if you know the insider secrets to making them work. I have worked out a special deal with Jeremy Burns where you can grab a copy of PLR Tips with your purchase of this package as my gift to you! PLRTips.com